

CLIFF

Cliffcon® 4 Pole Connectors



4PC/P/LV (CL2066)



4PC/P/HV (CL2067)



4PC/P90/LV (CL20663)



4PC/P90/HV (CL20673)



4PC/S/LV (CL2068)



4PC/S/HVPC (CL2069C)

The **CLIFF®** Cliffcon® 4 pole connectors are intended for any application where a reliable locking touch proof connector system is required. Incorporating a tough, durable construction with gold plated touch proof contacts to IEC65, IEC348 and IEC1010-1, easy locking / unlocking mechanism and integral cable clamp, Cliffcon® is the ideal connector for many different applications. Receptacles are available for chassis, horizontal and vertical PCB mounting. Specific, non-compatible versions are designated for low (LV) and high (HV) voltage applications.

Significant features include:

- Safety leading ground pin - makes first, breaks last to prevent damage from arcing if disconnected under load.
- Combination FastOn® quick disconnect and screw / solder connections with clearly marked pin identification inside the line connectors.
- Color coded system - Blue for 120Vac, Red for 250Vac with different mechanical keying to avoid the possibility of intermating.
- Integral Cable Clamp for 6mm to 15mm diameter cable.
- Right Angle PCB Mounting Adapters available. (CL2068X - Blue, CL2069X - Red)

Cliff Electronic Components, Ltd.

76 Holmethorpe Avenue, Holmethorpe Ind. Est.
Redhill, Surrey RH1 2PF. England

Tel: +44 (0) 1737 771375

Fax: +44 (0) 1737 766012

Email: sales@cliffuk.co.uk

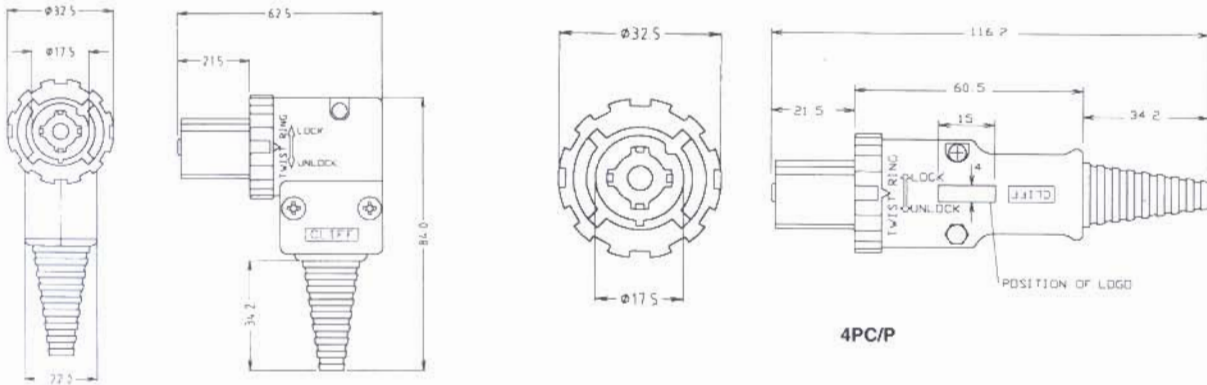


Visit us online at:

www.cliffuk.co.uk

CLIFF

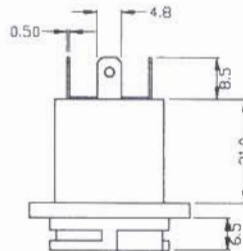
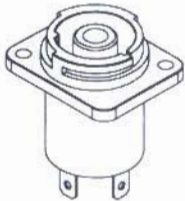
Cliffcon® 4 Pole Connectors



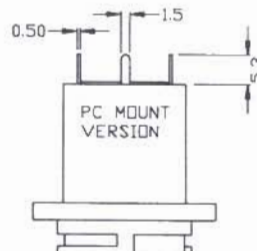
4PC/P90

4PC/P

HOLE OPTION
SUFFIX C
Ø3.40 HOLE
C/SK 80/82*
TO Ø5.20

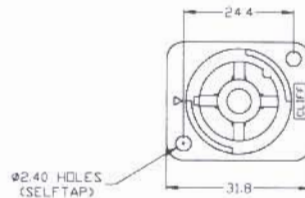
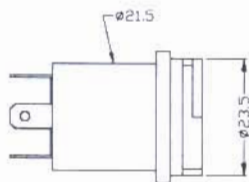
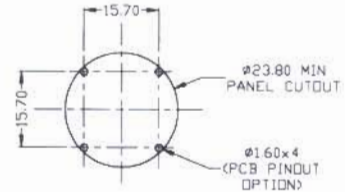


4PC/S

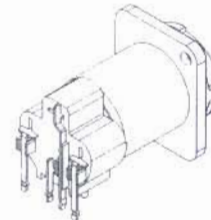


4PC/S/PC

PC LAYOUT
&
PANEL CUT OUT



Ø2.40 HOLES
(SELF TAP)



90° PCB ADAPTOR

Technical Data:

Rated Current: 4 pin 20A. RMS @ 80°C, 30A. RMS @ 20°C. (5% usage)

Rated Voltage: Blue (LV) 120V, Red (HV) 250V AC max.*

Contact Resistance New: < 3mΩ.

Capacitance between Terminals : <1.5pf.

Insulation Resistance: >20MΩ @ 4000V.

Inrush Current: >30A. / 20mS.

Operating Voltage: -20°C to +80°C

Recommended Wiring: 1+, 1- CH A (L) 2+, 2- CH B (R) Pin 1 designated for Earth. (+ Inphase, - Ground).

Contacts: Gold plated.

Max. Wire Size: 6mm² / 10AWG (solid) 4mm² / 12AWG (stranded).

*Connectors identical electrically, only the designation is LV and HV.