druseidt Elektrotechnik

Insulated and non insulated braids, leadings and cables

We deliver and manufacture flexible and highly flexible braids, leadings and cables in insulated as well as non insulated design.

- braided copper tapes
- PVC-extruded braided copper tapes
- braided aluminium tapes
- braided stainless steel tapes
- tubular braids for covering and shielding
- round stranded copper cables
- round stranded cables with overall copper braid
- copper and aluminium cables acc. to DIN 48201 part 1 and 5
- insulated cables LifY
- welding cables H01N2-D
- earthing ropes ESUY/ESY
- silicone insulated cables
- TPE-U insulated cables

Highly flexible braided copper tapes

Construction and application

Our highly flexible braided copper tapes consist of annealed uncoated or tinned Cu-ETP1 wires acc. to DIN EN 13602. They are manufactured as flat rolled tubes. To produce such material we use different production lines of bunchers and braiding machines with a different number of carriers (16/24/36 or 48). The construction of the braids are so selected that a maximum of flexibility and a optimal finishing is guaranteed.

Additionally to our standardized program it is also possible to produce braids in special construction in coordination with your application or according to your wishes. Such braids are mainly used as highly flexible components for earthing or lightning protection as well as industrial current transfer applications.

Technical data

Material
- annealed Cu-ETP1 wires acc. to DIN EN 13602
- wire-Ø 0,05 mm (1 mm²)
- wire-Ø 0,07 mm (1,5-10 mm²)
- wire-Ø 0,10 mm (16-400 mm²)

Surface
- uncoated or tinned

Delivery
- in rings, on spools or wooden drums

Part-No.		technical data				
		cross-section	dimensions mm			weight
uncoated	tinned	mm²	diameter and number of wires	width	thickness	kg/% m
02790	**02815**	1	16 x 32 x 0,05	3,2	0,7	1,50
02791	**02816**	1,5	16 x 25 x 0,07	4	1	1,70
02792	**02817**	2	16 x 33 x 0,07	5	0,8	2,20
02793	**02818**	2,5	24 x 27 x 0,07	5,8	1	2,70
02794	**02819**	4	24 x 43 x 0,07	8,2	1	4,25
02795	**02820**	6	24 x 66 x 0,07	10	1	6,00
02796	**02821**	8	24 x 88 x 0,07	12	1,1	8,00
02797	**02822**	10	24 x 109 x 0,07	13,8	1,3	10,00
02799	**02824**	16	24 x 85 x 0,10	18	2	16,00
02801	**02826**	25	24 x 135 x 0,10	20	2,4	25,00
02802	**02827**	35	36 x 124 x 0,10	29	2,2	35,00
02803	**02828**	50	48 x 133 x 0,10	33	2,8	50,00
02804	**02829**	70	48 x 186 x 0,10	38	3	70,00
02812	**02834**	95	48 x 256 x 0,10	45	4,5	95,00
02805	**02830**	120	48 x 320 x 0,10	50	4,5	120,00
02806	**02831**	140	48 x 373 x 0,10	55	5,3	140,00
02807	**02832**	168	48 x 446 x 0,10	70	4,5	168,00
02808	**-**	250	48 x 664 x 0,10	80	7	250,00
02809	**-**	300	48 x 797 x 0,10	90	7	300,00
02810	**-**	400	48 x 1062 x 0,10	100	8,5	400,00

Flexible braided copper tapes acc. to DIN 72333 part 3

Construction and application

Flexible braided copper tapes consist of wires with a stronger wire-Ø of 0,16 resp. 0,20 mm. They can be used for all applications which do not have special demands to the flexibility of the braids. The planed application acc. to DIN 72333 part 3 is as ground braiding tapes for batteries. Therefore please take account of our ready assembled ground braiding and earthing connectors acc. to catalogue page 23.
Bigger conductor cross-sections as in our following table are available on request.

Technical data

Material
- annealed Cu-ETP1 wires acc. to DIN EN 13602
- wire-Ø 0,16 mm or 0,20 mm

Surface
- uncoated or tinned

Delivery
- in rings, on spools or wooden drums

	Part-No.		technical data				
			cross-section	dimensions mm			weight
	uncoated	tinned	mm²	diameter and number of wires	width	thickness	kg/% m
wire-Ø 0,16	**02798**	**02823**	14	24 x 29 x 0,16	18	1,5	14,00
	02600	**02620**	16	24 x 34 x 0,16	20	1,6	16,00
	02800	**02825**	21	24 x 44 x 0,16	22	2	21,00
	02601	**02621**	25	24 x 52 x 0,16	22	2,5	25,00
	02602	**02622**	35	36 x 48 x 0,16	25	3	35,00
	02603	**02623**	50	36 x 69 x 0,16	33	3,2	50,00
	02604	**02624**	70	48 x 72 x 0,16	35	4,5	70,00
wire-Ø 0,20	**02605**	**02625**	14	36 x 13 x 0,20	18	1,5	14,00
	02606	**02626**	16	36 x 15 x 0,20	20	1,6	16,00
	02607	**02627**	21	36 x 19 x 0,20	22	2	21,00
	02608	**02628**	25	36 x 22 x 0,20	22	2,5	25,00
	02609	**02629**	35	36 x 31 x 0,20	25	3	35,00
	02610	**02630**	50	48 x 33 x 0,20	33	3,2	50,00
	02611	**02631**	70	48 x 47 x 0,20	35	4,5	70,00

Highly flexible braided stainless steel tapes

Construction and application

For all applications with special demands to the chemical resistance e.g. in the chemical- and shipbuilding industry, we offer highly flexible stainless steel tapes. Additionally to the selling of the material by the length we manufacture ready assembled components e.g. according to the VG-regulations respectively to our catalogue page 26.

Technical data

Material
- annealed stainless steel wires 1.4401
- wire-Ø 0,10 mm

Surface
- uncoated

Delivery
- in rings or on spools

	Part-No.	technical data				
		cross-section	dimensions mm			weight
		mm²	diameter and number of wires	width	thickness	kg/% m
wire-Ø 0,10	**30031**	3	36 x 10 x 0,10	10	0,5	2,00
	30032	16	36 x 57 x 0,10	20	1,4	13,00
	30033	25	36 x 90 x 0,10	30	1,5	21,00
	30034	35	36 x 124 x 0,10	30	2,0	30,00
	30035	50	48 x 133 x 0,10	35	2,0	42,00

Flexible PVC-extruded braided copper tapes 10-210 mm²
insulated by a black high quality vinyl compound

Construction and application

Our flexible PVC-extruded braided copper tapes are made out of annealed uncoated Cu-ETP wires and are insulated by a black high quality vinyl compound. The compound is hardly inflammable/self-extinguishing and free of lead. The electrical conductor is a flexible copper braid manufactured by a flat rolled copper tube. The technical characteristics of the insulation material e.g. the operating voltage up to 1 kV and the heat resistance up to +105° C combined with the flexibility of the braids offer multifarious applications inside switchgears or control panel devices as well as earthing connections. The braids belong to our standard range and are normally in stock for fast delivery, electively in rings or on spools.
The described insulation with black colour is standard but on request by ordering an appropriate quantity it is also possible to manufacture a translucent nature coloured PVC-insulation with a heat resistance to appr. +85° C.

Technical data

Electrical conductor
- braided copper tapes made out of Cu-ETP wires
- annealed, uncoated wires
- single wire-Ø 0,15 mm (10/16 mm²) respectively single wire-Ø 0,20 mm (25-210 mm²)

Insulation
- special vinyl compound
- black, free of lead
- self-extinguishing acc. to UL 94 VO
- elasticity 365%
- dielectric strength 20 kV/mm
- operating voltage max. 1 kV
- operating temperature -20° C up to +105° C

Delivery
- in rings or on spools

Part-No.	technical data												
	cross-section	ca. dimensions mm braid			with insulation			current load in dependence of the conductor heat in ° Celsius					
	mm²	B	x	S	B	x	S	65°	75°	85°	90°	95°	105°
16280	10	10	x	2	12	x	4	75 A	85 A	100 A	105 A	110 A	120 A
16281	16	16	x	2	18	x	4	100 A	120 A	140 A	150 A	155 A	170 A
16282	25	25	x	2	27	x	4	145 A	175 A	200 A	210 A	220 A	240 A
16283	35	25	x	3	27	x	5	170 A	205 A	235 A	250 A	260 A	285 A
16284	50	25	x	4	27,4	x	6,4	205 A	245 A	280 A	300 A	315 A	340 A
16285	50	30	x	3,3	32,4	x	5,7	215 A	260 A	295 A	310 A	330 A	360 A
16286	70	25	x	5,6	27,4	x	8	245 A	295 A	335 A	355 A	375 A	410 A
16287	70	35	x	4	37,4	x	6,4	270 A	325 A	370 A	390 A	410 A	450 A
16288	100	35	x	5,7	38,2	x	8,9	325 A	390 A	445 A	470 A	495 A	540 A
16289	120	40	x	6	43,2	x	9,2	375 A	445 A	510 A	540 A	565 A	620 A
16290	140	40	x	7	43,6	x	10,6	405 A	480 A	550 A	580 A	610 A	670 A
16291	210	42	x	10	46	x	14	505 A	605 A	690 A	730 A	765 A	835 A

Remark:
All information about current load are approximate values in consideration of the cables heat for single laying of air cooled cables and ambient temperature +35° C.

The temperature of the conductor is in dependent on the installation, the application, the cooling, the ambient temperature etc., so that if necessary reducing factors are to be considered. With pleasure our employees assist your company in finding optimal solutions.

Braided aluminium tapes

Construction and application

For applications which requires the using of flexible aluminium components, we deliver braided aluminium tapes with a wire-Ø of 0,15 mm or 0,30 mm. Additionally to the selling of the material by the length we manufacture ready assembled elements respectively to our catalogue page 24.

Technical data

Material
- annealed AL 99,5 wires
- wire-Ø 0,15 mm or 0,30 mm

Surface
- uncoated

Delivery
- in rings or on spools

	Part-No.	technical data			
		cross-section mm²	dimensions mm diameter and number of wires	width	thickness	weight kg/% m
Ø 0,15	30775	40	48 x 48 x 0,15	30	2,5	11,50
Ø 0,15	30777	55	48 x 64 x 0,15	33	2,5	16,00
wire-Ø 0,30	30790	6	24 x 4 x 0,30	9	1	2,00
wire-Ø 0,30	30791	10	24 x 6 x 0,30	10	1,5	3,30
wire-Ø 0,30	30792	20	36 x 8 x 0,30	20	2	6,70
wire-Ø 0,30	30793	25	32 x 12 x 0,30	25	2	8,30
wire-Ø 0,30	30794	30	36 x 12 x 0,30	25	2,4	10,00
wire-Ø 0,30	30795	40	36 x 16 x 0,30	30	3	13,30
wire-Ø 0,30	30796	50	36 x 20 x 0,30	30	3,5	16,70
wire-Ø 0,30	30797	80	32 x 35 x 0,30	32	5	26,70
wire-Ø 0,30	30798	110	32 x 48 x 0,30	40	5	36,70
wire-Ø 0,30	30799	150	32 x 66 x 0,30	40	7	50,00

Tubular braids for covering and shielding



Construction and application

To protect cables and electrical conductors against interferences and to realize a safe data transfer, we deliver our tubular braids for covering and shielding. Different diameters enable an exact coordination with your application. Simply mounting by putting off the braid onto your cable is provided. On request we deliver also special designs in diameters and constructions according to your wishes or in coordination with your application.

Technical data

Material
- annealed Cu-ETP1 wires acc. to DIN EN 13602
- wire-Ø 0,10 mm (0,25-3,10 mm²)
- wire-Ø 0,20 mm (5,30-12,45 mm²)
- wire-Ø 0,30 mm (15,30-51,10 mm²)

Surface
- uncoated or tinned

Delivery
- in rings or on spools

	Part-No.		technical data			
	uncoated	tinned	cross-section mm²	dimensions mm diameter and number of wires	Ø normal/max.	weight kg/% m
wire-Ø 0,10	15100	15120	0,25	16 x 2 x 0,10	0,7 - 3	0,25
wire-Ø 0,10	15101	15121	0,38	16 x 3 x 0,10	0,8 - 3	0,36
wire-Ø 0,10	15102	15122	0,50	16 x 4 x 0,10	1,0 - 4	0,50
wire-Ø 0,10	15103	15123	0,88	16 x 7 x 0,10	1,5 - 6	0,90
wire-Ø 0,10	15104	15124	1,32	24 x 7 x 0,10	2,8 - 8	1,22
wire-Ø 0,10	15105	15125	1,98	36 x 7 x 0,10	4,0 - 12	1,85
wire-Ø 0,10	15110	15126	3,10	36 x 11 x 0,10	6,0 - 14	2,85
wire-Ø 0,20	15111	15127	5,30	24 x 7 x 0,20	5,0 - 10	5,30
wire-Ø 0,20	15112	15128	6,80	24 x 9 x 0,20	6,5 - 14	6,80
wire-Ø 0,20	15113	15129	7,90	36 x 7 x 0,20	8,5 - 25	7,40
wire-Ø 0,20	15114	15130	10,20	36 x 9 x 0,20	10,0 - 27	8,70
wire-Ø 0,20	15115	15131	12,45	36 x 11 x 0,20	12,0 - 29	11,30
Ø 0,30	-	15133	15,30	24 x 9 x 0,30	14,0 - 50	16,00
Ø 0,30	-	15135	35,80	36 x 14 x 0,30	25,0 - 70	36,00
Ø 0,30	-	15137	51,10	48 x 15 x 0,30	25,0 - 90	51,50

Earthing tapes and braided connectors

We manufacture earthing tapes and braided connectors in large and small quantities in standard designs as well as according to our customers' wishes. Different materials are at your disposal:

- braided copper tapes
- round stranded copper cables
- PVC-insulated-copper cables
- PVC-insulated braided copper tapes
- silicone insulated copper cables
- TPE-U insulated copper cables
- welding cables and earthing ropes
- braided stainless steel ropes
- braided aluminium tapes



Earthing tapes similar to DIN 72333 Part 3 design A and B

Construction

Manufactured out of uncoated as well as out of tinned braid. When placing an order please specify:
- Part-No.
- length
- diameter of the holes
- braid uncoated or tinned

Deliverable designs

design A1 contact areas tinned
design A2 contact areas with brass-tapes and additionally tinned
design B1 contact areas tinned
design B2 contact areas with brass-tapes and additionally tinned

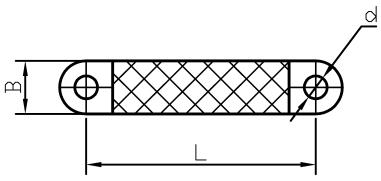

design A1 and A2

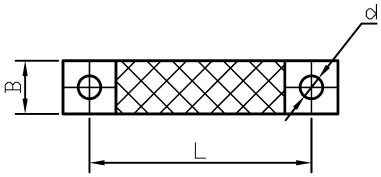

design B1 and B2

	Part-No.		technical data			
			cross-section mm²	dimensions mm B	d	L
design A1 and A2	15280/A1	15280/A2	4	8	according to customers' wishes	according to customers' wishes
	15281/A1	15281/A2	6	10		
	15282/A1	15282/A2	8	12		
	15283/A1	15283/A2	10	14		
	15284/A1	15284/A2	14	18		
	15285/A1	15285/A2	16	20		
	15286/A1	15286/A2	21	22		
	15287/A1	15287/A2	25	22		
	15288/A1	15288/A2	35	25		
	15289/A1	15289/A2	50	33		
	15290/A1	15290/A2	70	35		
design B1 and B2	15280/B1	15280/B2	4	8		
	15281/B1	15281/B2	6	10		
	15282/B1	15282/B2	8	12		
	15283/B1	15283/B2	10	14		
	15284/B1	15284/B2	14	18		
	15285/B1	15285/B2	16	20		
	15286/B1	15286/B2	21	22		
	15287/B1	15287/B2	25	22		
	15288/B1	15288/B2	35	25		
	15289/B1	15289/B2	50	33		
	15290/B1	15290/B2	70	35		

Highly flexible connectors with solderless pressed terminals acc. to DIN 46234

Construction and application

Manufactured out of highly flexible braided copper tapes made out of annealed, tinned Cu-ETP1 wires, with solderless pressed terminals acc. to DIN 46234 at the ends. Everywhere applicable where connections with smaller cross-sections made out of braided copper tapes are needed.

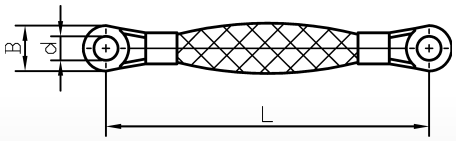

Remark:

Length and drilling are changeable. Connectors with bigger cross-sections on request. When placing an order please specify the wished changes.

Technical data

braid:
- made out of annealed Cu-ETP1 wires
- surface tinned
- wire-Ø 0,07 mm (1,5-10 mm²)
  wire-Ø 0,10 mm (16 mm²)

contact areas
- with solderless pressed terminals acc. to DIN 46234

Part-No.	technical data			
	cross-section mm²	dimensions mm B	d	L
13010	1,5	8	4,3	160
13011	4,0	10	5,3	160
13012	6,0	11	6,5	200
13013	10,0	11	6,5	200
13014	16,0	14	8,5	200

Earthing tapes
with solderless pressed contact areas

Construction and application

Manufactured out of highly flexible braids with solderless pressed contact areas made out of seamless Cu-ETP-tubes. The crimping process is realized without using additives like tin or soldering and welding additives. We use exclusively materials of same analysis and same conductivity of 57 S (braids and tubes). Suitable as earthing tapes as well as components for current transfer. Everywhere applicable where components with high flexibility and an optimized contact resistance are needed.

Technical data

Braids

- made out of annealed Cu-ETP wires
- surface uncoated or tinned
- wire-Ø 0,07 mm (10 mm²)
  wire-Ø 0,16 mm (14 mm²)
  wire-Ø 0,10 mm (16-70 mm²)

contact areas

- seamless copper tube made out of Cu-ETP material
- surface uncoated or tinned

Remark:

Manufacturing in large as well as small quantities in length acc. to your wishes. On request also with changed drilling deliverable. When placing an order please specify the wished changes.

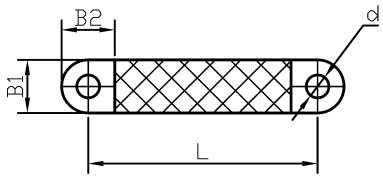

design A

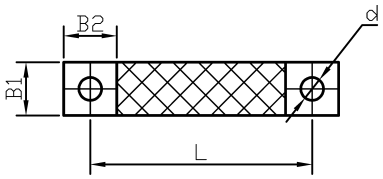

design B

	Part-No.		technical data				
			cross-section	dimensions mm			
	uncoated	tinned	mm²	B_1	B_2	d	L
design A	**13015**	**13015 vz**	10	15	15	6,5	according to customers' wishes
	13016	**13016 vz**	14	20	20	9	
	13017	**13017 vz**	16	20	20	9	
	13018	**13018 vz**	25	25	25	9	
	13019	**13019 vz**	35	30	30	9	
	13020	**13020 vz**	50	30	30	9	
	13021	**13021 vz**	70	40	40	11	
design B	**13025**	**13025 vz**	10	15	15	6,5	
	13026	**13026 vz**	14	20	20	9	
	13027	**13027 vz**	16	20	20	9	
	13028	**13028 vz**	25	25	25	9	
	13029	**13029 vz**	35	30	30	9	
	13030	**13030 vz**	50	30	30	9	
	13031	**13031 vz**	70	40	40	11	

Flexible aluminium connectors
manufactured out of braided aluminium tapes

Construction and application

For all applications which requires components consisting out of flexible or highly flexible aluminium material we manufacture ready assembled connectors made out of braided aluminium tapes.
Whether to connect heating elements, aluminium busbars and switchgears or to transfer thermal energy, multifarious applications are conceivable.

To manufacture such components we use our special crimp-technology. So the contact areas are equipped with solderless pressed aluminium tubes or special clamps.
To connect aluminium with copper elements we deliver additional Bi-metallic sheets according to catalogue page 76 with or without drilling, coordinated with your appli-ca-tion.

Flexible insulated earthing tapes and copper connectors 10-210 mm² with solderless pressed contact areas

Construction and application

Manufactured by flexible PVC-extruded braided copper tapes with solderless pressed contact areas made out of seamless Cu-ETP-tubes. The crimping process is realized without using additives like tin or soldering and welding additives.
We use exclusively materials of same analysis and same conductivity of 57 S (braids and tubes). So the hereby used druseidt-press technology guarantee a extreme compressing and a optimal contact resistance by compressing the wires so much, that no harmful gases or other environmental influences can go inside. By using our connectors you can be sure to have a very well and optimized contact resistance.
Caused by the technical characteristics of the insulating material and the flexibility of the braids the connectors offer multifarious applications inside switchgears or control panel devices up to app. 730 A as well as earthing connections.

Technical data

Electrical conductor
- braided copper tapes made out of Cu-ETP-wires
- annealed, uncoated wires
  wire-Ø 0,15 mm (10/16 mm²)
  wire-Ø 0,20 mm (25-210 mm²)

Contact areas
- seamless copper tubes made out of Cu-ETP material
- surface uncoated or tinned

Insulation
- special vinyl compound
- black, free of lead
- self-extinguishing acc. to UL 94 VO
- elasticity 365%
- dielectric strength 20 kV/mm
- operating voltage max. 1 kV
- operating temperature -20° C up to +105° C

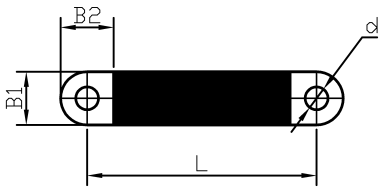

design A

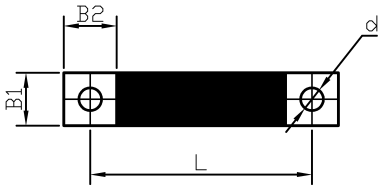

design B

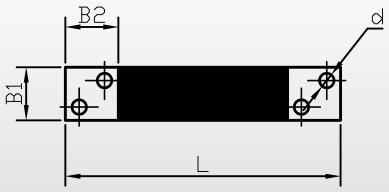

Part-No. 15577

Part-No. design A	Part-No. design B	technical data: cross-section mm²	current-load	dimensions mm B_1	B_2	ca. s	d	L
15415	15560	10	75-105 A	12	12	3,0	5,5	according to customers' wishes
15416	15561	16	100-150 A	15	15	3,3	6,5	
15417	15562	25	145-210 A	20	20	3,8	9	
15418	15563	25	145-210 A	25	25	3,5	9	
15419	15564	35	170-250 A	20	20	4,3	9	
15420	15565	35	170-250 A	25	25	3,6	9	
15421	15566	50	205-300 A	25	25	4,7	9	
15422	15567	50	215-310 A	30	30	4,3	11	
15423	15568	70	245-355 A	25	25	6,0	9	
15424	15569	70	245-355 A	30	30	5,0	11	
15425	15570	70	270-390 A	35	35	5,4	11	
15426	15571	70	270-390 A	40	40	5,2	14	
15427	15572	100	325-470 A	35	35	6,1	11	
15428	15573	100	325-470 A	40	40	7,2	14	
15429	15574	120	375-540 A	40	40	8,0	14	
-	15575	140	405-580 A	40	40	8,6	14	
-	15576	210	505-730 A	40	40	9,8	14	
-	15577	210	505-730 A	50	50	8,0	14	

Remark:

Manufacturing acc. to the customers' wishes in large as well as small quantities. Uncoated braid and uncoated contact areas are standard. But on request with tinned contact areas and bare braid or with changed drill holes deliverable. By ordering the design with tinned contact areas it is necessary to add the word tinned behind the part-No. (e.g. 15570 tinned). All information about current load are approximate values in consideration of the cables heat for single laying of air cooled cables and ambient temperature +35° C. Minimum value = conductor temperature app. +65° C. Maximum value conductor temperature app. +90° C. The temperature of the conductor is in dependent on the installation, the application, the cooling, the ambient temperature etc., so that if necessary reducing factors are to be considered. With pleasure our employees assist your company in finding optimal solutions.

Highly flexible stainless steel connectors made out of braided stainless steel tapes 1.4401

Construction and application

For all applications with special demands to the chemical resistance e.g. in the chemical- and shipbuilding industry, we offer ready assembled connectors manufactured out of our highly flexible braided stainless steel tapes. To manufacture such connectors we use our druseidt crimp-technology. So the contact areas are equipped with solderless pressed seamless stainless steel tubes.
We manufacture different components in standard design as well as according to customers wishes or according to the VG-regulations (e.g. VG 88711 connectors for earthing applications). So it is possible to change the drilling as well as the length and the dimensions of the contact areas in opposite to our table without problem. When placing an order please be so kind and specify the wished changes.

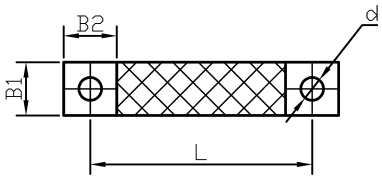

	Part-No.	technical data				
		cross-section mm²	dimensions mm B_1	B_2	d	L
one layer	13036	16	20	20	6,5	according to customers' wishes
	13037	25	30	30	11,0	
	13071	35	30	30	11,0	
	13072	50	35	35	11,0	
	13073	50	40	40	13,0	
two layers	13074	32	20	20	6,5	
	13075	50	30	30	11,0	
	13076	70	30	30	11,0	
	13077	100	35	35	11,0	
	13078	100	40	40	13,0	

Flexible stainless steel connectors made out of round stranded stainless steel cables 1.4401

Construction and application

Additionally to our connectors made out of braided tapes we manufacture ready assembled connectors consisting out of round stranded stainless steel cables with a outside diameter from 3 mm up to 16 mm.
The contact areas can be equipped with solderless pressed tubular cable lugs made out of stainless steel in ring- as well as in hook design.
We manufacture such components according to your wishes or according to the regulations of the VG 88711. Additionally to the connectors for earthing applications we deliver connectors with cable lugs or contacts according to your wishes for a large number of different applications.

Flexible connectors 10-300 mm² manufactured by highly flexible round stranded copper cables

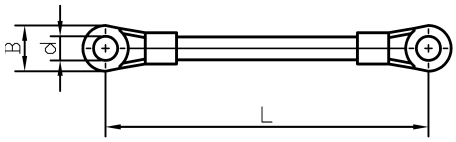

Construction

Manufactured by highly flexible uncoated or tinned copper cables with a wire-Ø of 0,07 mm (10-16 mm²) resp. 0,10 mm (25-300 mm²).

design A: with terminals acc. to DIN 46234
design B: with tubular cable lugs

Manufacturing in large as well as small quantities in length acc. to your wishes. On request it is also possible to order an insulated design (e.g. with PVC-, silicone- or shrinking tubes).
With changed drilling on request. When placing an order please specify the length and the wished changes.

	Part-No.		technical data			
			cross-section	dimensions mm		
	uncoated	tinned	mm²	B	d	L
design A	**15240**	**15240 vz**	10	11	6,5	according to customers' wishes
	15241	**15241 vz**	16	14	8,5	
	15242	**15242 vz**	25	16	8,5	
	15243	**15243 vz**	35	16	8,5	
	15244	**15244 vz**	50	18	10,5	
	15245	**15245 vz**	70	22	10,5	
	15246	**15246 vz**	95	24	13	
	15247	**15247 vz**	120	24	13	
	15248	**15248 vz**	150	30	13	
	15249	**15249 vz**	185	36	17	
	15250	**15250 vz**	240	38	17	
	15251	**15251 vz**	300	50	21	
design B	**15260**	**15260 vz**	10	11	6,5	
	15261	**15261 vz**	16	15	8,5	
	15262	**15262 vz**	25	16	8,5	
	15263	**15263 vz**	35	19	8,5	
	15264	**15264 vz**	50	22	10,5	
	15265	**15265 vz**	70	25	10,5	
	15266	**15266 vz**	95	29	13	
	15267	**15267 vz**	120	31	13	
	15268	**15268 vz**	150	36	13	
	15269	**15269 vz**	185	38	17	
	15270	**15270 vz**	240	43	17	
	15271	**15271 vz**	300	49	21	

Highly flexible earthing ropes with green/yellow insulation colour

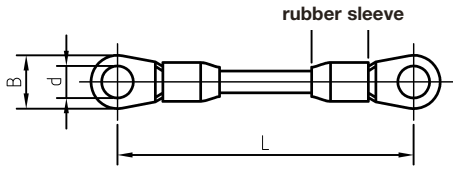

Construction

Manufactured by highly flexible uncoated round stranded copper cables with a wire-Ø of 0,07 mm (2,5-16 mm²) resp. 0,10 mm (25-50 mm²) with solderless pressed terminals acc. to DIN 46234 at the ends.
Manufacturing in large as well as small quantities in length acc. to your wishes. With changed drilling or other cross-sections on request. When placing an order please specify the length and the wished changes.

	Part-No.	technical data			
		cross-section	dimensions mm		
		mm²	B	d	L
	13000	2,5	10	5,3	acc. to customers' wishes
	13001	6	11	6,5	
	13002	10	11	6,5	
	13003	16	14	8,5	
	13004	25	16	8,5	
	13005	35	16	8,5	
	13006	50	18	10,5	

Highly flexible ready assembled copper connectors 50-300 mm²

Solderless pressed design,
extremely movable

one layer

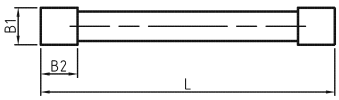

several layers

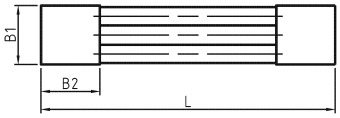

connectors with drilling on request

Construction and application

Extremely flexible connectors manufactured by one or several single insulated silicone cables in extruded design acc. to the page 20 of this catalogue. The contact areas are assembled with solderless pressed copper connectors.
The connectors with their high flexibility are suitable for connections which have to do movements as well as to transfer high current by using components with smaller dimensions. So they are excellent suitable for connecting components inside switchgears or switchboard applications. The insulating material is free of halogen, flame retardant, self-extinguishing and has a continuous operating temperature up to +180° C.
The technical attributes offer a wide field of applications mainly for installations into difficult equipment or small places.

	Part-No.	technical data					
				dimensions of the contact areas in mm			
		cross-section mm²	current-load	B1	B2	ca. S	L
one layer	**14350**	1 x 50	200 A	20	20	4,7	according to customers' wishes
	14360	1 x 70	250 A	20	20	7,5	
	14370	1 x 95	300 A	25	25	6,7	
	14380	1 x 120	350 A	25	25	7,5	
	14390	1 x 150	400 A	30	30	7,7	
two layers	**14430**	2 x 25	250 A	25	25	4,5	
	14440	2 x 35	300 A	30	30	5,0	
	14450	2 x 50	350 A	30	30	6,0	
	14460	2 x 70	480 A	40	40	6,7	
	14470	2 x 95	560 A	40	40	8,5	
	14480	2 x 120	650 A	40	40	9,1	
	14490	2 x 150	750 A	40	40	11,8	
three layers	**14530**	3 x 25	375 A	40	40	4,4	
	14540	3 x 35	450 A	40	40	6,0	
	14550	3 x 50	525 A	50	50	5,8	
	14560	3 x 70	720 A	50	50	7,8	
four layers	**14630**	4 x 25	500 A	40	40	7,0	
	14640	4 x 35	600 A	50	50	6,5	

Remark:

All information about current load are approximate values for single laying and ambient temperature +30° C in acc. with VDE 0298 part 4.
In dependence of the allowed heat of the connectors it is likewise possible to work with higher current rates as recommend (in comparison to the tabular values acc. to page 20).
If you need more information about planned applications don't hesitate to contact our company.

Flexible connectors with cable lugs or plugs and sockets 4-150 mm² respectively 10-120 mm²

Highly flexible connectors manufactured by single insulated silicone cables acc. to page 20 of this catalogue.

Type A with tubular cable lugs.
Type B with cable lugs acc. to DIN 46234.
The values about the current load are in accordance with VDE 0298 part 4 table 15.

type A with tubular cable lugs

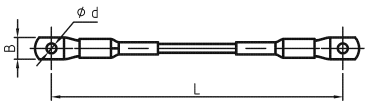

type B with lugs DIN 46234

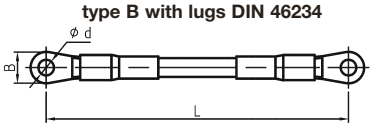

Part-No.		technical data					
				dimensions mm			
type A	type B	cross-section mm²	current-load	d	B type A	B type B	L
16114	**16210**	4,0	55 A	5,3	10,0	10,0	according to customers' wishes
16115	**16215**	6,0	70 A	6,5	11,0	11,0	
16120	**16220**	10,0	98 A	6,5	11,0	11,0	
16125	**16225**	16,0	132 A	8,5	15,0	14,0	
16130	**16230**	25,0	176 A	8,5	16,0	16,0	
16135	**16235**	35,0	218 A	8,5	17,0	16,0	
16140	**16240**	50,0	276 A	10,5	22,0	18,0	
16145	**16245**	70,0	347 A	10,5	25,0	22,0	
16150	**16250**	95,0	416 A	13,0	29,0	24,0	
16155	**16255**	120,0	488 A	13,0	31,0	24,0	
16160	**16260**	150,0	566 A	13,0	35,0	30,0	

Highly flexible connectors with plugs and sockets manufactured by single insulated extruded silicone cables acc. to page 20 of this catalogue.
Type A one side tubular cable lug and solderless pressed plug at the other side.
Type B one side tubular cable lug and solderless pressed socket at the other side.

Plugs and sockets with snap-in-locking system. They lock automatically when connected. Plugs are inserted only so far that the ring-snaps-in. To release, lightly turn and push in plug, than pull out. We deliver highly flexible connectors in plug technique in various designs.

type A with plug

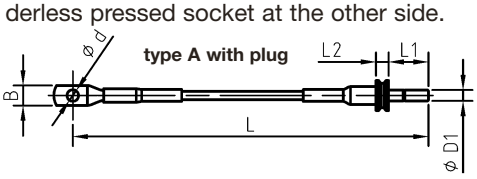

type B with socket

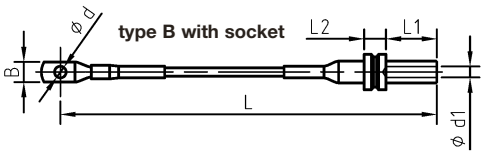

Part-No.		technical data							
				dimensions mm					
type A	type B	cross-section mm²	current-load	D1/d1	L	L1	L2	d	B
16320	**16325**	10,0	80 A	6,0	according to customers' wishes	22,0	7,0	6,5	11,0
16330	**16335**	16,0	100 A	6,0		22,0	7,0	8,5	15,0
16340	**16345**	25,0	130 A	10,0		42,5	12,0	8,5	16,0
16350	**16355**	35,0	150 A	10,0		42,5	12,0	8,5	17,0
16360	**16365**	50,0	190 A	14,0		43,0	17,0	10,5	22,0
16370	**16375**	70,0	240 A	14,0		43,0	17,0	10,5	25,0
16380	**16385**	95,0	280 A	14,0		43,0	17,0	13,0	29,0
16390	**16395**	120,0	300 A	14,0		43,0	17,0	13,0	31,0

Highly flexible high current copper connectors in solderless pressed design

Construction and application

druseidt high current copper connectors are extremely flexible components and are manufactured out of braided copper tapes with a wire-Ø of 0,07 mm respectively 0,10 mm. Caused by the using of wires with such small diameters and the special conductor construction consisting out of several layers of braids we get elements which have a very large surface. So one of the main characteristics of the druseidt connectors is beside the flexibility the high current capacity of the components. The contact areas are equipped with seamless solderless pressed CU-ETP tubes. Whether made out of braids or round stranded cables, whether in insulated or non insulated design, whether with coated or uncoated surfaces, we are able to manufacture a large number of connectors from 25 mm^2 up to 6000 mm^2 with contact areas from 20 mm up to 200 mm width. We manufacture
large as well as small quantities in length according to your wishes. Ready assembled connectors made out of round stranded copper cables can be delivered with different wire-Ø up to a conductor cross-section of 1000 mm^2.
Our connectors are used nearly in all kinds of application for high current transfer. They have become particularly well established as connectors in switchgears and between transformers, generators, rectifiers, switching devices and prefabricated power networks. They can compensate expansions caused by an increase of temperature as well as movements caused by a vibration of switchgears, transformers or generators.

druseidt press-technology

The druseidt press-technology used for the manufacturing of our connectors guarantees extreme compressing and an optimal contact resistance. As an opposite of the typical method by using terminal lugs this procedure makes a fully pressed braid-integrated contact-area. Through the very high pressure the space which contains air between the wires is so much compressed, that no harmful gases or other environmental influences can go inside. The crimping process is realized without using additives like tin or soldering and welding additives. We use exclusively materials of same analysis and same conductivity of circa 57 S (braids and tubes).

Consultation and construction

Your wishes are the guidelines for all our activities.
So we offer extensive consultations as well as a constructive support through our construction department when planning projects or new products. We realize high current solutions for different kinds of applications in cooperation with our customers.

Connectors in special design

Additionally to our extensive standard program we offer individual constructed components and solutions for solving your problems. Our diverse manufacturing processes facilitate the production of highly flexible braided connectors according to your wishes and your applications.
Following some possibilities for connectors in special design:

- braided connectors with variable contact areas to connect switchgears with smaller connection-bar to busbar systems (e.g.one side contact area width 80 mm and 100 mm at the other side).
- braided connectors with one or more branched off conductors with different contact areas from 20 mm up to 100 mm width suitable for a current capacity between 160 A and 2600 A.
- braided connectors with several contact areas
- braided connectors with special clamps for clamping graphite electrodes or current bars in round shaped design
- braiding connectors consisting out of several round stranded copper cables
- braided connectors with bended contact areas
- braided connectors in shaped design (e.g. 90° or 180°) for welding machines or transformer connections
- braided connectors with special insulation materials and/or with coated contact areas (tin-, nickel-, silver- or gold plated)

Highly flexible high current copper connectors

Multifarious solutions for solving your problems:

- extremely flexible components
- made out of braided tapes as well as round stranded cables
- made out of uncoated or tin coated wires

- with or without insulation
- with or without coated contact areas

- with contact area width 20 mm up to 200 mm
- with conductor cross-section 25 mm^2 up to 6000 mm^2



Highly flexible copper connectors in solderless pressed design



braided connectors non insulated



braided connectors with standard PVC-insulation

braided connectors liquid resistance insulated

Standard design

Uncoated E-Copper braid, highly flexible (wire-Ø 0,07/0,10 mm) with solderless pressed contact areas made out of uncoated, seamless E-Copper tubes.

Contact areas

Contact areas rectangular with bending protection (standard). Without or bending protection only on one side on request. It is also possible to change the length of all contact areas. In special design we deliver connectors with contact area width 140/150/160/180 and 200 mm.

Drilling

Standard design without drilling. On request drilling according to druseidt-type I-III or customers' wishes are available.

Insulation

On request deliverable also in insulated design. Standard material is a PVC-tube or materials like silicone, glass-fibre- or shrinking tubes etc. on request.

Liquid resistances

Available with protected insulation against liquids or moisture on request.

Special designs

In special design we deliver also connectors made out of tinned wires or with coated contact areas (tin-, nickel-, silver- or gold plated) or in coordination with your application according to your drawings/samples or wishes.

When placing an order please specify

- druseidt-Part-No.
- total length
- if drilling is needed either druseidt-design I-III or acc. to your drawings or sketches
- if insulation tubes are needed please add the word insulated behind the part-no. If you need another insulation material like PVC please specify this in your order.
- If you need an additional protection against splash water please add the remark with liquid resistance tube

Highly flexible copper connectors
In solderless pressed design 25-4500 mm²

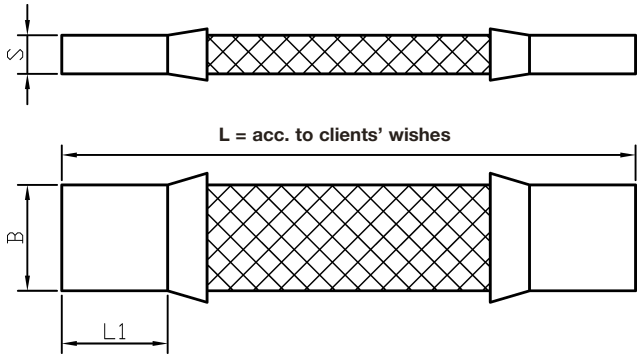

Technical data

braids
- made out of annealed Cu-ETP wires
- uncoated surface is standard
- tinned surface on request
- wire-Ø 0,10 mm

contact areas
- seamless Cu-ETP-tube
- uncoated surface is standard
- tin-, nickel-, silver-coated surface on request

Insulation
- PVC-tube (standard)
- Silicone-, glass-fibre-, shrinking tubes or others on request

	Part-No.	technical data						
		cross-section mm²	dimensions mm B	L_1	ca. s	current-load Ampere DC	AC	standard drillings
type I	02930	25	20	20	3,5	150	140	type I
	02931	50			5	250	240	
	02932	75			7	350	340	
	02933	100			9	400	380	
	02934	25	25	25	3,5	150	140	
	02935	50			4,5	300	280	
	02936	75			6	350	340	
	02937	100			7	450	420	
	02938	125			8,5	500	470	
	02939	50	30	30	4	300	290	
	02940	75			5	400	390	
	02941	100			6	450	440	
	02942	150			8,5	550	540	
	02943	200			11,5	650	640	
	02944	300			15,5	800	790	
	02945	100	40	40	7,5	500	480	
	02946	150			7,5	600	590	
	02947	200			9,5	700	680	
	02948	250			10,5	800	780	
	02949	300			13	900	850	
	02950	400			15,5	1000	980	
type II	02951	140	50	50	6	650	630	type II
	02952	210			8,2	800	780	
	02953	280			10	950	900	
	02954	420			14	1050	1000	
	02955	560			16,2	1350	1200	
	02956	140	60	60	6,5	700	680	
	02957	210			8	900	850	
	02958	350			11,2	1150	1100	
	02959	490			13,1	1350	1300	
	02960	560			15	1400	1350	
type III	02961	340	80	80	9,5	1200	1100	type III
	02962	520			11,5	1500	1400	
	02963	700			14,5	1700	1600	
	02964	840			16	1900	1800	
	02965	1000			19,3	2100	1950	
	02966	500	100	100	11	1600	1500	
	02967	670			12,3	1850	1790	
	02968	860			14,5	2100	2000	
	02969	1000			17,5	2250	2150	
	02970	1200			19	2450	2350	
	02971	1500			23,5	2700	2550	
	02972	610	120	120	11,7	1900	1750	
	02973	1000			16	2650	2500	
	02974	1540			21,2	3400	3200	
	02975	2000			26,2	3950	3800	
	02976	3000			36,2	4800	4550	
	02977	4500			51	5400	5400	

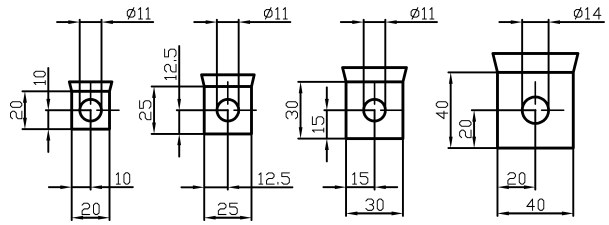

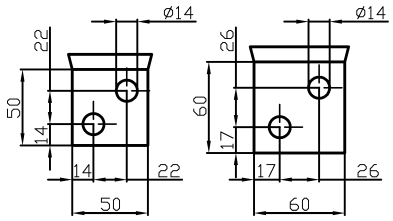

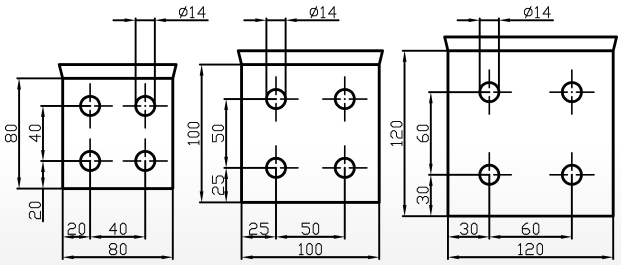

Remark:

All information about current-load are approximate values for a non insulated design. The reducing factor for an insulated design depending on the application is between 15-20 %. Please notice that the temperature of the conductor is in dependent on the installation, the application, the cooling, the ambient temperature etc. So that if necessary reducing factors are to be considered. With pleasure our employees assist your company in finding optimal solutions.