Busbar support system
suitable for wall-, ceiling- or base installation

This system enables a simply laying of busbar packages consisting out of small as well as bigger bars. By combining the insulating parts (Part.-No. 15628-15631) with the frame holders, spacing- and tensioning-bolts (Part-Nr. 15632-15635) it is possible to assemble a busbar support system coordinated with the number, the height and the thickness of the bars. The system is suitable for wall-, ceiling- or base installation in vertical as well as in horizontal busbar arrangement. To insulate the tensioning-bolts we deliver the frame holders with an additional insulating disc. To realize a high circuit resistance and an installation with less induction it is necessary to alternate the bars with different potential when working with AC-current. On request we deliver assembled busbar supports in coordination with your application, also with frame holders made out of stainless steel. With pleasure our employees assist your company in finding optimal solutions.



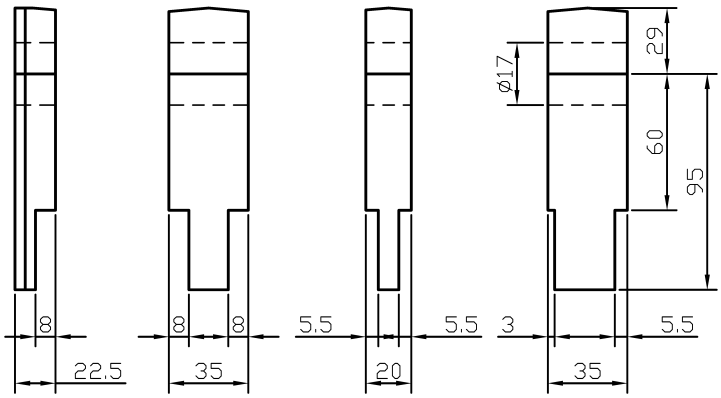

15628 **15629** **15630** **15631**

Part-No.	description
15628	insulating part 22,5 mm, milling 8 mm on one side
15629	insulating part 35 mm, milling 8 mm on both sides
15630	insulating part 20 mm, milling 5,5 mm on both sides
15631	insulating part 35 mm, milling one side 3 mm and one side 5,5 mm
15632	tensioning-bolt M16 with nuts and spacers
15633	spacing-bolt M12 with nuts and spacers
15634	frame holder with insulating disc
15635	wall mounting fixing part

Remark:
When placing an order please specify the length of the spacing- and tensioning bolts because they are in dependence of the busbar dimensions and the mounting situation.

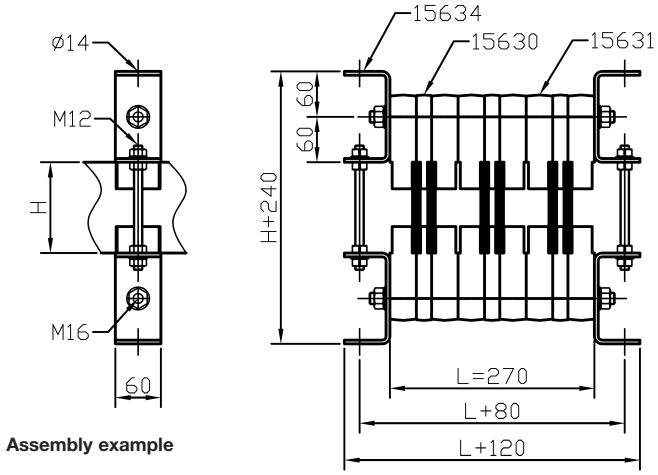

Assembly example

Busbar supports acc. to clients wishes



On request we deliver individual manufactured busbar supports made out of PE-materials like RCH 500/RCH 1000 according to your wishes or drawings. Additionally it is also possible to design and deliver complete fixing systems consisting out of welding-constructions with integrated busbar supports and expansion connectors etc.

Busbar supports

Three-pin busbar supports made out of glass-fibre reinforced unsaturated polyester similar to DIN 16911 type 801. Part-No. 15636 and 15637 = vertical clamping of busbars with a thickness of 5 mm or 10 mm. Part-No. 15638 = As desired horizontal clamping of one busbar with a width of 60 mm or vertical clamping of two busbars with a thickness of 10 mm per phase. The supports are suitable for busbars with a different height. The adjustment of the height can be regulated by the length of the distance bushings Part-No. 15639.

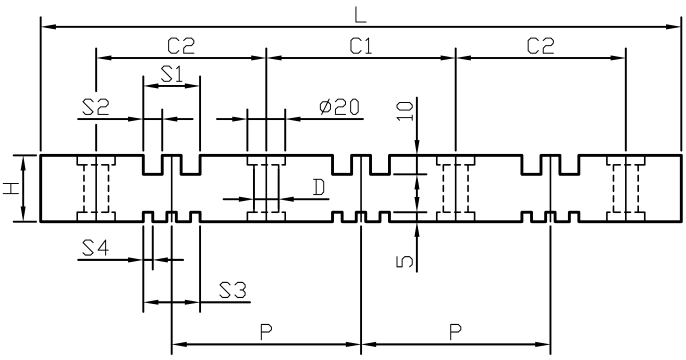

Type testing acc. to VDE 660 part 500 item 7,5
DIN EN 40439 part 1

Part-No.	technical data													
	busbar/phase number x thickness		dimensions mm											weight kg/piece
	S_2	S_4	L	H	B	P	S_1	S_3	S_4	C_1	C_2	D	I	
15636	2 x 10 mm	2 x 5 mm	270	35	35	100	30	18	5	100	-	13	2	0,45
15637	2 x 10 mm	3 x 5 mm	270	35	35	100	32	36	5	100	-	13	2	0,45
15638	2 x 10 mm	1 x 60 mm	370	35	30	125	30	60	60	125	107,5	10	4	0,55
15639	distance bushings in paper laminate													0,20

B = width of the supports

I = Number of fixing holes

Calculation list for support distances recommendations for three-pin busbar systems

current-load	E-Cu bars number and dimension	short circuit strength kA							
		35	35	50	50	75	75	100	100
		phase distance mm							
		100	125	100	125	100	125	100	125
		max. support distances mm							
250 A	1 x 20 x 5	250	300						
500 A	2 x 20 x 5	250	300						
630 A	2 x 30 x 5	350	400						
800 A	2 x 40 x 5	450	450	300	300				
1000 A	2 x 50 x 5	500	550	350	400				
1150 A	2 x 60 x 5	550	600	400	450				
1250 A	2 x 40 x 10	950	1000	650	700	450	450	300	350
1500 A	2 x 50 x 10	1100	1200	750	800	500	550	350	400
1700 A	2 x 60 x 10	1200	1300	850	900	550	600	400	450
2100 A	2 x 80 x 10	1400	1500	1000	1050	650	700	500	550
2500 A	2 x100 x 10	1500	1500	1100	1200	750	800	500	600

Busbar holders
for vertical busbar laying
and mounting on insulators



Busbar holders for clamping of one or two short busbars **securely** in the holder.

Type A: Suitable for aluminium-bars.
Material of the holder AlMgSi 1,0.
Fastening material stainless-steel.
Type B: Suitable for copper-bars or outdoor installations.
Material of the holder AlMgSi 1,0 with coated surface. Fastening material stainless-steel.

Deliverable threaded reducing-nipples made out of stainless-steel:
Part.-No.

16020 M 8
16021 M 10
16022 M 12
16023 M 16

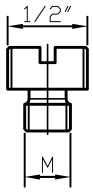

Part-No.		technical data						
		dimensions mm						
type A	type B	number	bar-width	thickness	L	B	H	H_1
15900	**15920**	1	30	3 - 20	55	35	52	63
15901	**15921**	1	40	3 - 20	55	35	62	73
15902	**15922**	1	50	5 - 20	55	40	72	83
15903	**15923**	1	60	5 - 20	55	40	82	93
15904	**15924**	1	80	5 - 20	55	40	107	118
15905	**15925**	1	100	5 - 20	65	50	127	140
15906	**15926**	1	120	5 - 20	65	50	147	160

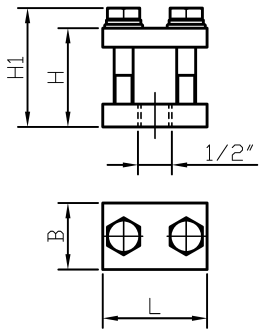

Part-No.		technical data						
		dimensions mm						
type A	type B	number	bar-width	thickness	L	B	H	H_1
15910	**15930**	2	30	3 - 10	70	35	52	63
15911	**15931**	2	40	3 - 10	70	35	62	73
15912	**15932**	2	50	5 - 10	70	40	72	83
15913	**15933**	2	60	5 - 10	70	40	82	93
15914	**15934**	2	80	5 - 10	70	40	107	118
15915	**15935**	2	100	5 - 10	80	50	127	140
15916	**15936**	2	120	5 - 10	80	50	147	160

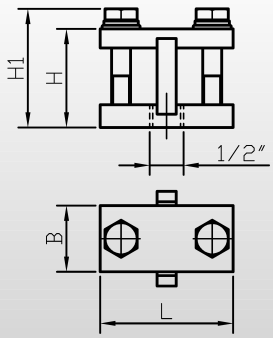

Busbar holders
for horizontal busbar laying
and mounting on insulators



Busbar holders for clamping of one or two short busbars **securely** in the holder.

Type A: Suitable for aluminium-bars.
Material of the holder AlMgSi 1,0.
Fastening material stainless-steel.
Type B: Suitable for copper-bars or outdoor installations.
Material of the holder AlMgSi 1,0 with coated surface. Fastening material stainless-steel.

Deliverable threaded reducing-nipples made out of stainless-steel:
Part.-No.

16020	M 8
16021	M 10
16022	M 12
16023	M 16

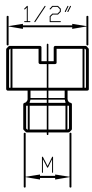

Part-No.		technical data						
		dimensions mm						
type A	type B	number	bar-width	thickness	L	B	H	H_1
15960/5	**15980/5**	1	30	5	65	35	27	38
15960/10	**15980/10**	1	30	10	65	35	32	43
15961/5	**15981/5**	1	40	5	75	35	27	38
15961/10	**15981/10**	1	40	10	75	35	32	43
15962/5	**15982/5**	1	50	5	85	40	27	38
15962/10	**15982/10**	1	50	10	85	40	32	43
15963/5	**15983/5**	1	60	5	95	40	27	38
15963/10	**15983/10**	1	60	10	95	40	32	43
15964/5	**15984/5**	1	80	5	115	40	27	38
15964/10	**15984/10**	1	80	10	115	40	32	43
15965/5	**15985/5**	1	100	5	145	50	35	48
15965/10	**15985/10**	1	100	10	145	50	40	53
15966/10	**15986/10**	1	120	10	165	50	40	53

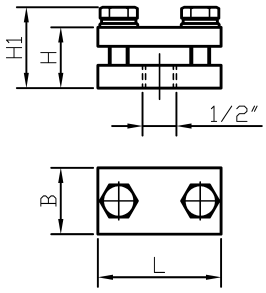

Part-No.		technical data						
		dimensions mm						
type A	type B	number	bar-width	thickness	L	B	H	H_1
15970/5	**15990/5**	2	30	5	65	35	42	53
15970/10	**15990/10**	2	30	10	65	35	52	63
15971/5	**15991/5**	2	40	5	75	35	42	53
15971/10	**15991/10**	2	40	10	75	35	52	63
15972/5	**15992/5**	2	50	5	85	40	42	53
15972/10	**15992/10**	2	50	10	85	40	52	63
15973/5	**15993/5**	2	60	5	95	40	42	53
15973/10	**15993/10**	2	60	10	95	40	52	63
15974/5	**15994/5**	2	80	5	115	40	42	53
15974/10	**15994/10**	2	80	10	115	40	52	63
15975/5	**15995/5**	2	100	5	145	50	50	63
15975/10	**15995/10**	2	100	10	145	50	60	73
15976/10	**15996/10**	2	120	10	165	50	60	73

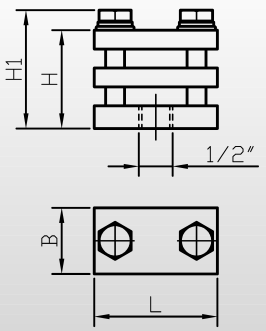

Busbar holders
for vertical busbar laying
and mounting on insulators



Busbar supports for use as **sliding** support for long busbars which must slide in the holder to allow the thermal expansion. By using this design the lower part of the holder is fastened to the support by means of the stay bolts prior to assembly.
Now a simple insertion of the busbars between the stay bolts is possible and a time saving assembly is realized.

Type A: Suitable for aluminium-bars.
Material of the holder AlMgSi 1,0.
Fastening material stainless-steel.
Type B: Suitable for copper-bars or outdoor installations.
Material of the holder AlMgSi 1,0 with coated surface. Fastening material stainless-steel.

Deliverable threaded reducing-nipples made out of stainless-steel:
Part.-No.

16020 M 8
16021 M 10
16022 M 12
16023 M 16

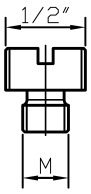

Part-No.		technical data						
		dimensions mm						
type A	type B	number	bar-width	thickness	L	B	H	H_1
16420	**16540**	1	30	3 - 20	70	35	54	77
16421	**16541**	1	40	3 - 20	70	35	64	87
16422	**16542**	1	50	5 - 20	70	40	74	97
16423	**16543**	1	60	5 - 20	70	40	84	107
16424	**16544**	1	80	5 - 20	70	40	109	132
16425	**16545**	1	100	5 - 20	80	50	129	157
16426	**16546**	1	120	5 - 20	80	50	149	177

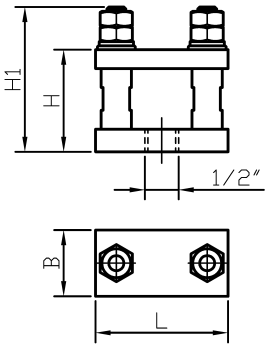

Part-No.		technical data						
		dimensions mm						
type A	type B	number	bar-width	thickness	L	B	H	H_1
16430	**16550**	2	30	3 - 10	70	35	54	77
16431	**16551**	2	40	3 - 10	70	35	64	87
16432	**16552**	2	50	5 - 10	70	40	74	97
16433	**16553**	2	60	5 - 10	70	40	84	107
16434	**16554**	2	80	5 - 10	70	40	109	132
16435	**16555**	2	100	5 - 10	80	50	129	157
16436	**16556**	2	120	5 - 10	80	50	149	177

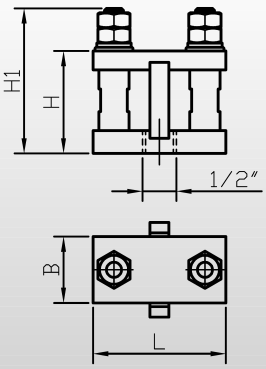

Busbar holders for horizontal busbar laying and mounting on insulators



Busbar supports for use as **sliding** support for long busbars which must slide in the holder to allow the thermal expansion. By using this design the lower part of the holder is fastened to the support by means of the stay bolts prior to assembly. Now a simple insertion of the busbars between the stay bolts is possible and a time saving assembly is realized.

Type A: Suitable for aluminium-bars.
Material of the holder AlMgSi 1,0.
Fastening material stainless-steel.
Type B: Suitable for copper-bars or outdoor installations.
Material of the holder AlMgSi 1,0 with coated surface.
Fastening material stainless-steel.

Deliverable threaded reducing-nipples made out of stainless-steel:
Part.-No.

16020 M 8
16021 M 10
16022 M 12
16023 M 16

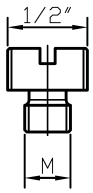

Part-No.		technical data						
		dimensions mm						
type A	type B	number	bar-width	thickness	L	B	H	H_1
16470/5	**16580/5**	1	30	5	75	35	28	56
16470/10	**16580/10**	1	30	10	75	35	33	56
16471/5	**16581/5**	1	40	5	85	40	28	56
16471/10	**16581/10**	1	40	10	85	40	33	56
16472/5	**16582/5**	1	50	5	95	40	28	56
16472/10	**16582/10**	1	50	10	95	40	33	56
16473/5	**16583/5**	1	60	5	105	40	28	56
16473/10	**16583/10**	1	60	10	105	40	33	56
16474/5	**16584/5**	1	80	5	135	50	36	69
16474/10	**16584/10**	1	80	10	135	50	41	69
16475/5	**16585/5**	1	100	5	155	50	36	69
16475/10	**16585/10**	1	100	10	155	50	41	69
16476/10	**16586/10**	1	120	10	175	50	41	69

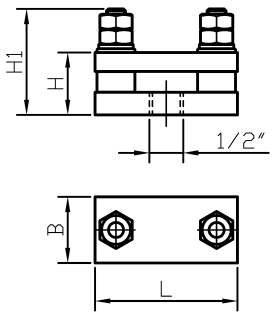
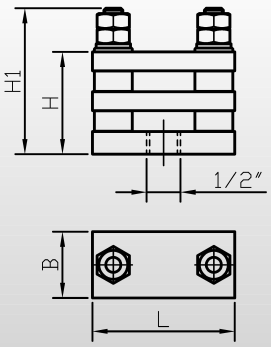
Part-No.		technical data						
		dimensions mm						
type A	type B	number	bar-width	thickness	L	B	H	H_1
16480/5	**16590/5**	2	30	5	75	35	44	77
16480/10	**16590/10**	2	30	10	75	35	54	77
16481/5	**16591/5**	2	40	5	85	40	44	77
16481/10	**16591/10**	2	40	10	85	40	54	77
16482/5	**16592/5**	2	50	5	95	40	44	77
16482/10	**16592/10**	2	50	10	95	40	54	77
16483/5	**16593/5**	2	60	5	105	40	44	77
16483/10	**16593/10**	2	60	10	105	40	54	77
16484/5	**16594/5**	2	80	5	135	50	52	90
16484/10	**16594/10**	2	80	10	135	50	62	90
16485/5	**16595/5**	2	100	5	155	50	52	90
16485/10	**16595/10**	2	100	10	155	50	62	90
16486/10	**16596/10**	2	120	10	175	50	62	90